



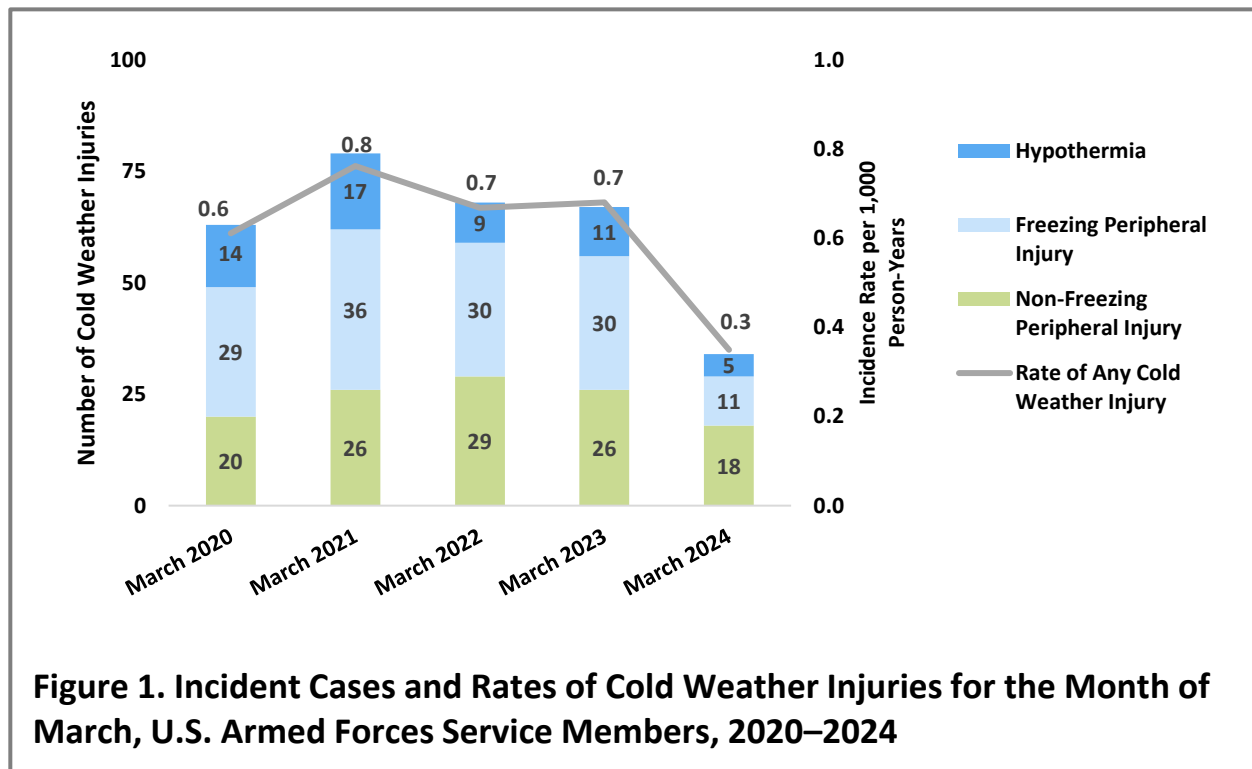
U.S. Armed Forces Cold Weather Injury Report March 2024

DCPH-A
Defense Centers for Public Health – Aberdeen

This report serves to describe incident cold weather injury (CWI) cases among United States (U.S.) Armed Forces Service members (SMs) including Active Duty, trainees, Reserve and Guard members. Non-Service member beneficiaries are excluded. The data for this report are obtained from the Defense Health Agency’s Weather-related Injury Repository (WRIR), which captures a selection of *International Classification of Diseases, Tenth Revision, Clinical Modification (ICD-10-CM)* codes in inpatient and outpatient medical encounter records from the Military Health System Data Repository (MDR), as well as medical event reports of freezing peripheral injury, non-freezing peripheral injury, and hypothermia submitted through the Disease Reporting System-internet (DRSi). The medical event reports used to identify CWIs are adapted from standard case definitions established by the Armed Forces Health Surveillance Division (AFHSD). SMs are counted as an incident case if they have an initial encounter for a CWI within the cold year (1 July–30 June). Consistent with the AFHSD case definition, SMs are considered an incident case only once per cold year. Due to late data entry and delayed processing of data in the MDR, values for the 2023–2024 cold year may be artificially low.

Beginning in 2024, Coast Guard data were added to the WRIR. Coast Guard data from 2018 to 2023 are included in the WRIR for historical comparisons and new records will be included in the monthly updates to the WRIR moving forward. The completeness of the Coast Guard data is unknown at this time. Due to the addition of the Coast Guard service data to this analysis, this CWI report should not be compared to CWI reports prior to 2024.

In March 2024, 34 CWIs (18 non-freezing peripheral injuries, 11 freezing peripheral injuries, 5 hypothermia cases) were diagnosed among SMs (Figure 1). Of these, one case of hypothermia was hospitalized (data not shown). The incidence rate of any CWI in SMs for March 2024 was 0.3 cases of CWI per 1,000 person-years. In the month of March during the last 5 years, CWI rates were relatively stable from 2020 (0.6 cases of CWI per 1,000 person-years) to 2023 (0.7 cases of CWI per 1,000 person-years) before decreasing to 0.3 cases of CWI per 1,000 person-years in 2024 (Figure 1).

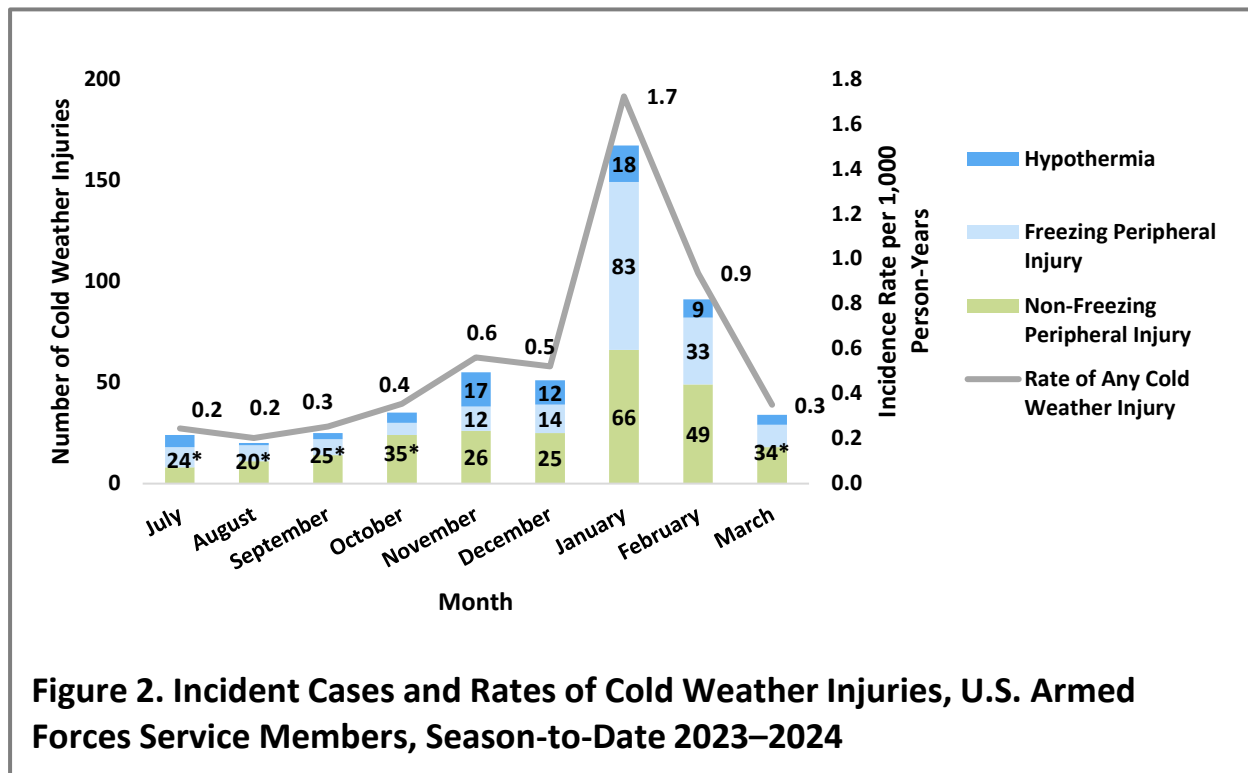




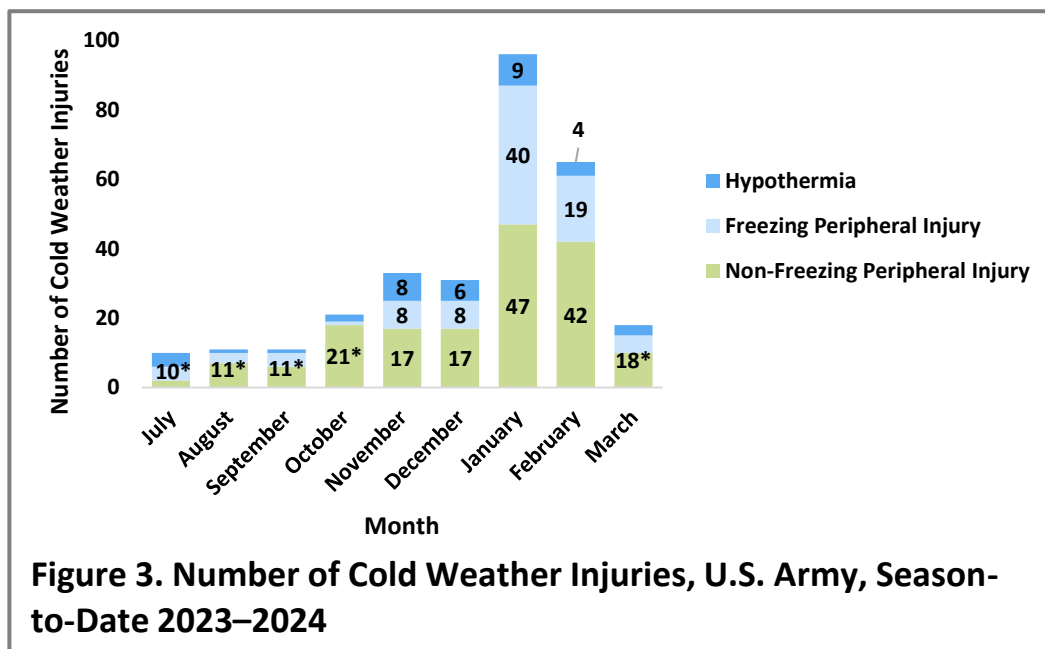
U.S. Armed Forces Cold Weather Injury Report

March 2024

During the 2023–2024 cold year, the rate of CWIs for SMs increased sharply, to a 2023-2024 cold year high, in January 2024 and decreased through March 2024 (Figure 2).



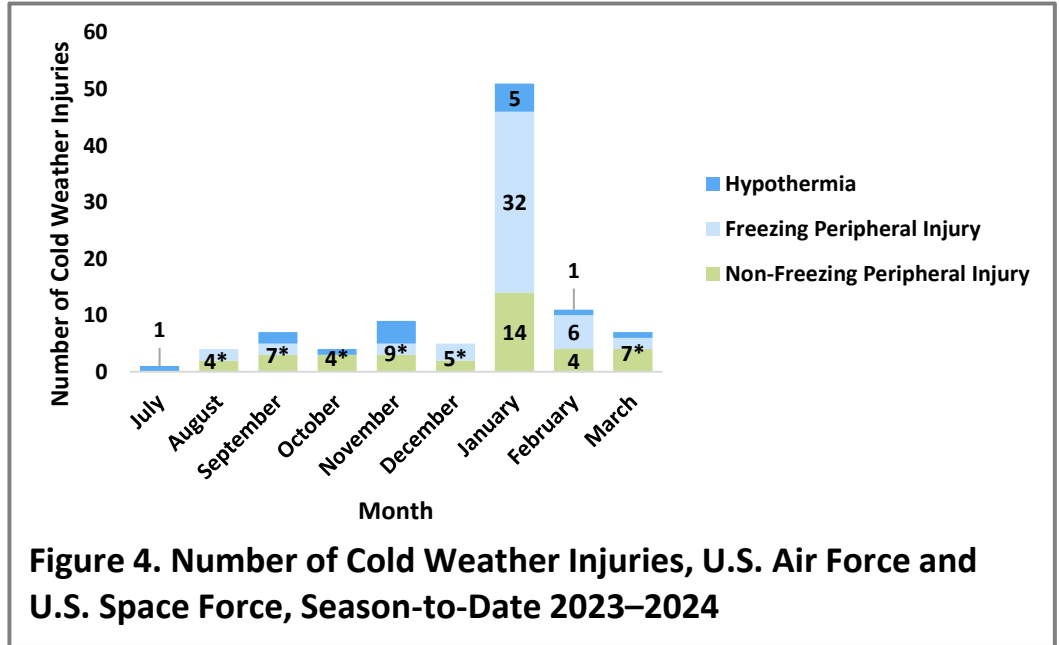
This section of the report contains additional figures and tables. Figures 3–7 present the number of CWIs by service branch. Table 1 provides a summary of CWI cases by service branch, type of CWI, hospitalizations, rank, sex, and age group. Figures 8 and 9 present CWIs by installation for the month and the cold year, when 10 or more CWIs occurred at the installation.



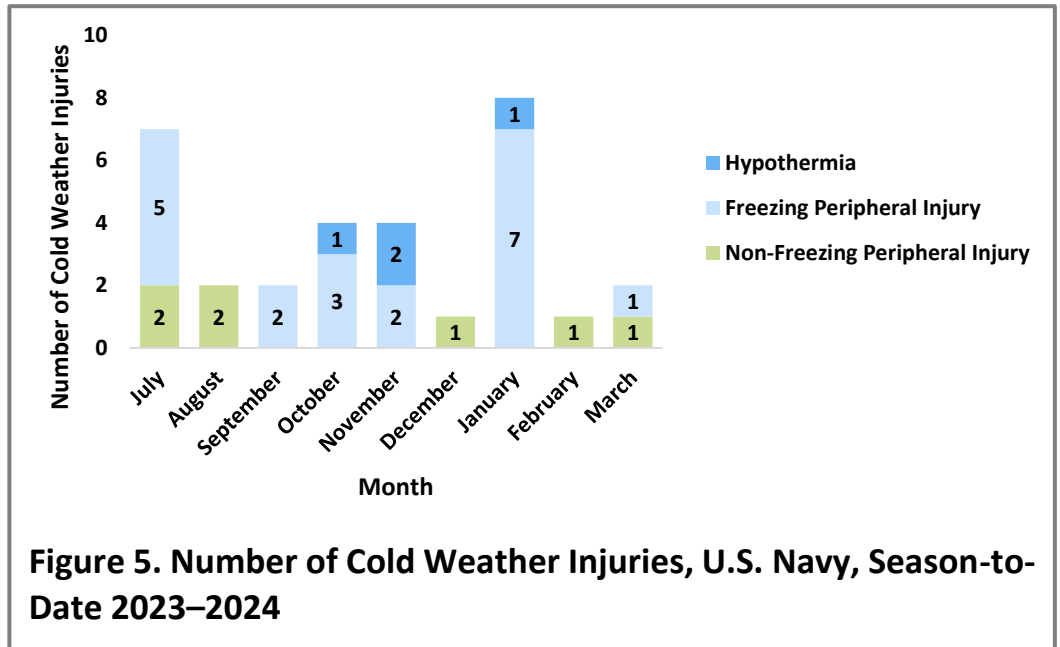
*Sum of freezing peripheral injury, non-freezing peripheral injury, and hypothermia counts



Air Force and Space Force



Navy



*Sum of freezing peripheral injury, non-freezing peripheral injury, and hypothermia
Note: Due to small numbers, rates are not calculated for each service.

Marine Corps

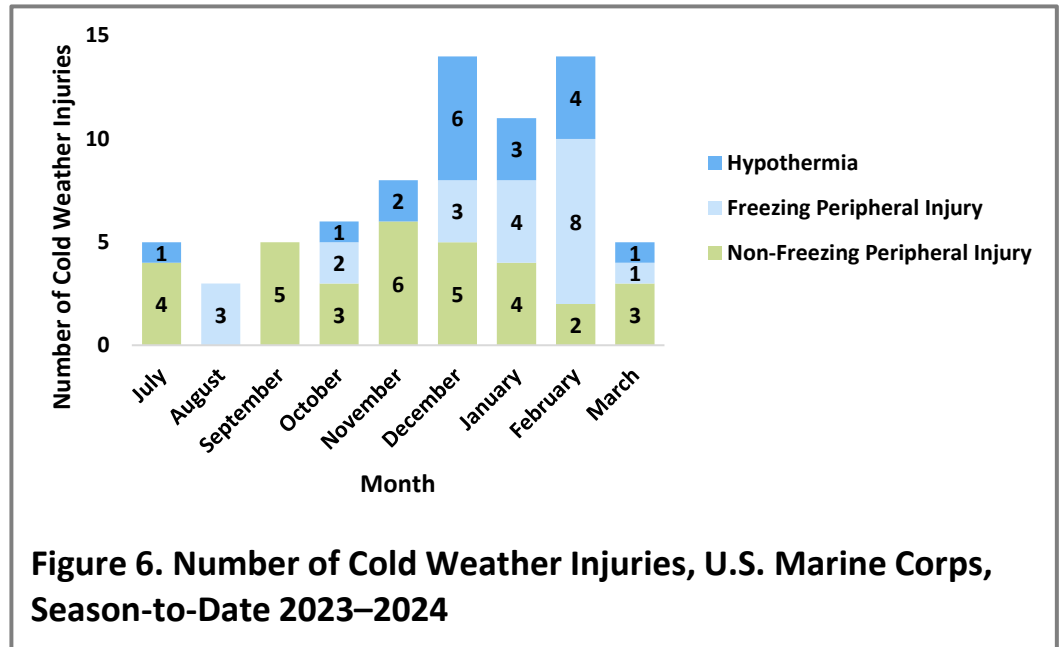


Figure 6. Number of Cold Weather Injuries, U.S. Marine Corps, Season-to-Date 2023–2024

Coast Guard

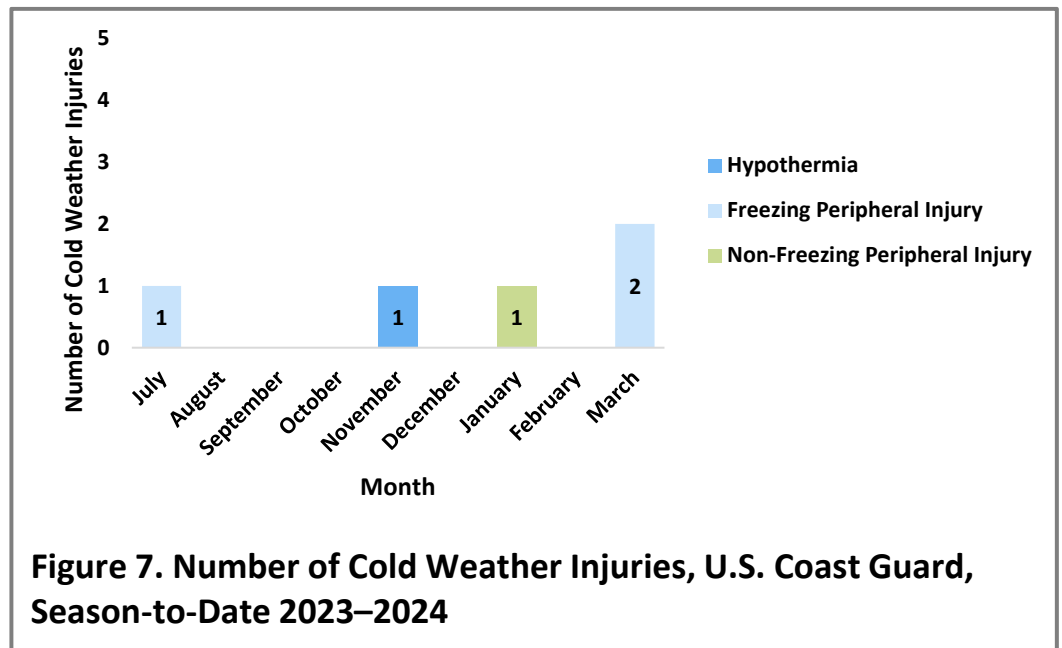


Figure 7. Number of Cold Weather Injuries, U.S. Coast Guard, Season-to-Date 2023–2024

Note: Due to small numbers, rates are not calculated for each service.



Table 1. Cold Weather Injuries by Service, Season-To-Date 2023–2024

	Number of Cases by Service Branch				
	Army	Air Force and Space Force	Navy	Marine Corps	Coast Guard
Total Cold Weather Injury Cases	296	99	31	71	5
Non-Freezing Peripheral Injury	166	35	7	32	1
Freezing Peripheral Injury	92	49	20	21	3
Hypothermia	38	15	4	18	1
Cold Weather Injury Hospitalizations					
Non-Freezing Peripheral Injury	0	0	0	0	0
Freezing Peripheral Injury	0	0	1	1	0
Hypothermia	0	1	1	3	0
Rank					
Trainee	1	0	1	0	0
Junior Enlisted (E1–E4)	188	60	16	58	0
Senior Enlisted (E5–E9)	74	29	10	9	3
Officer (O1–O10)	22	9	4	3	2
Warrant Officer (W1–W5)	2	0	0	0	0
Unknown	9	1	0	1	0
Sex					
Female	43	7	3	7	0
Male	252	56	17	55	3
Unknown	1	36	11	9	2
Age Group (Years)					
<25	166	62	17	61	0
25–34	97	24	5	7	0
35–44	23	12	8	3	4
45+	10	1	1	0	1



**No installation reported 10 or more
cases of CWI in March 2024.**

Figure 8. Cold Weather Injuries by Installation, March 2024

Installations where the total number of diagnosed cases were less than 10 are not shown.

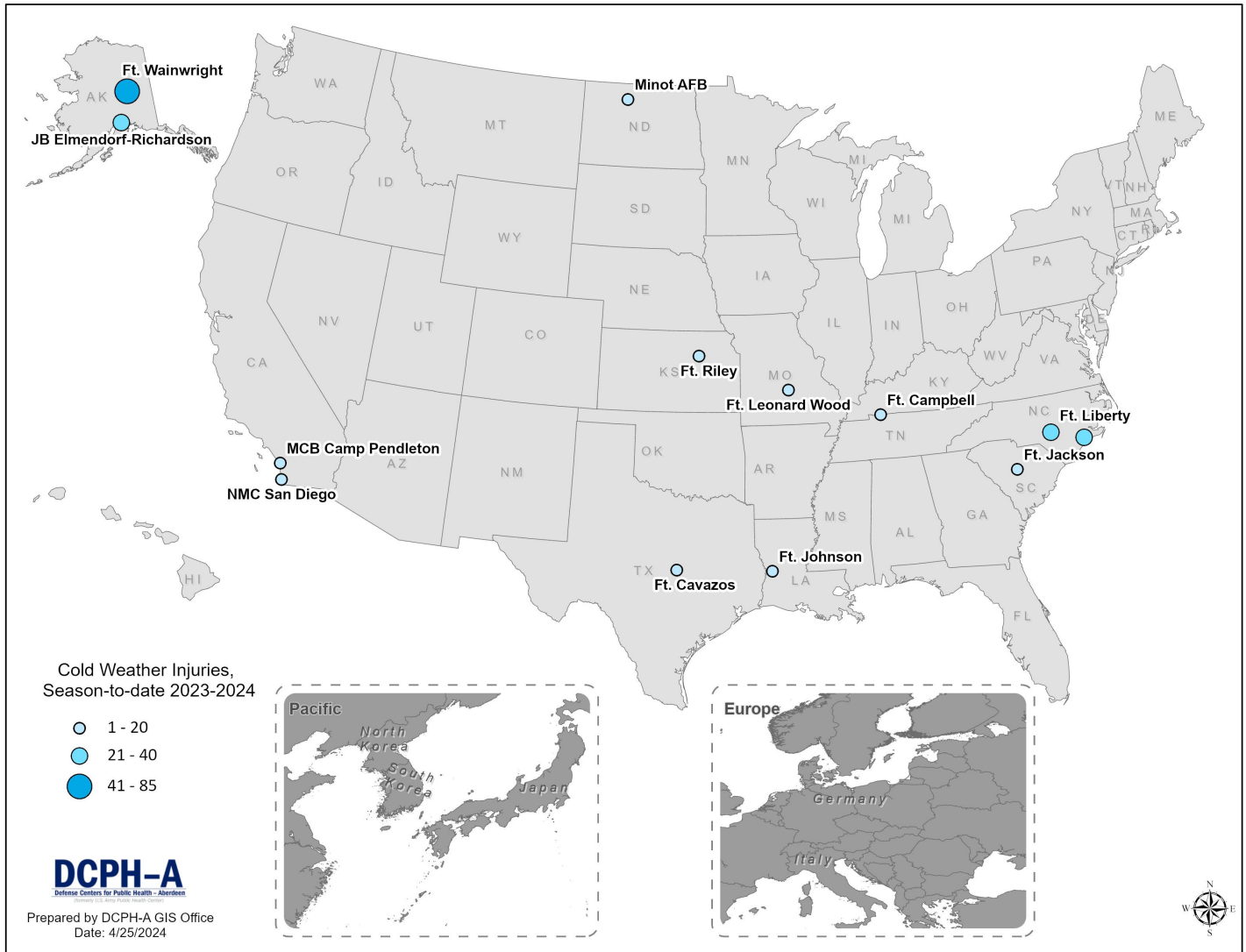


Figure 9. Cold Weather Injuries by Installation, Season-to-Date 2023–2024

Installations where the total number of diagnosed cases were less than 10 are not shown.

AFB=Air Force Base

Ft.=Fort

JB=Joint Base

MCB=Marine Corps Base

NMC=Naval Medical Center